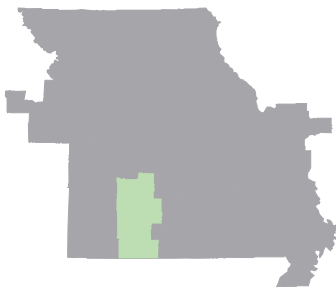


▶ Ozark Region Profile

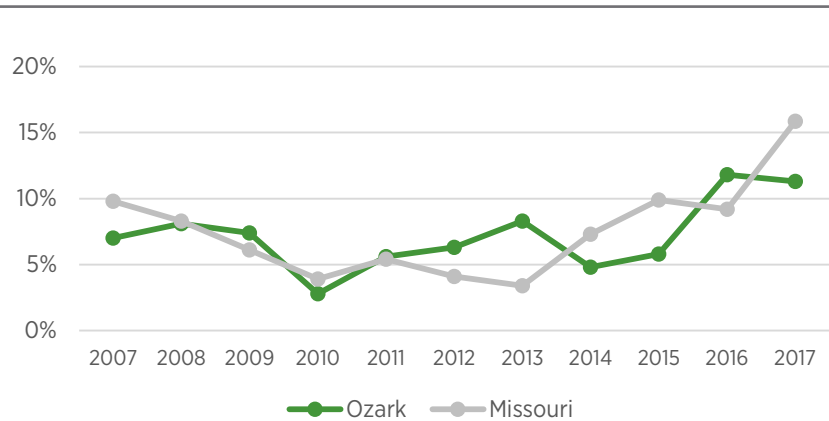


Population: 541,991

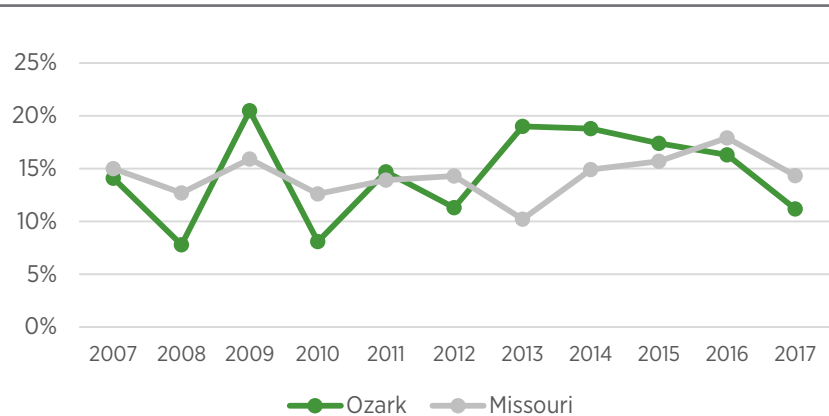
The Ozark Workforce Development Region consists of seven counties and is home to six hospitals. Six hospitals submitted calendar year 2016 data for MHA's 17th annual workforce survey that focuses on turnover and vacancy rates both regionally and statewide.

Registered nurse vacancy has decreased by .5 percent from last year's report. R.N. turnover in the Ozark Region has decreased by 5.1 percent from last year's report. The Ozark Region is one of the few regions in the state that experienced both a decrease in vacancy and turnover for R.N.s.

R.N. Vacancy



R.N. Turnover



► 2017 Ozark Region Survey Highlights

Collected January 2017	Working Number of Employees	Number of Vacant Positions	Employee Vacancy Rate	Total Employee Separations	Employee Turnover Rate
Nursing & Medical					
Unlicensed Assistive Personnel (UAP)	295	0	0.0%	175	59.3%
Nurse Anesthetist - Certified Registered (CRNA)	70	0	0.0%	1	1.4%
LPN - (Non-I.V. Certified)	9	0	0.0%	3	33.3%
LPN - (I.V. Certified)	155	17	9.9%	39	22.7%
Nurse Practitioner (R.N.)	111	5	4.3%	3	2.6%
Nurse Specialist - Clinical (R.N.)	1	0	0.0%	0	0.0%
Nurse - Staff (R.N.)	2,858	364	11.3%	360	11.2%
Physician Assistant	32	0	0.0%	1	3.1%
Behavioral Health Nurse (R.N.)	26	5	16.1%	7	22.6%
Nurse - Obstetric (R.N.)	71	0	0.0%	12	16.9%
Diagnostic Imaging					
CT Technologist R.T.	55	7	11.3%	4	6.5%
Magnetic Resonance Imaging (MRI) Technologist R.T.	40	0	0.0%	3	7.5%
Mammography Technologist R.T.	35	0	0.0%	1	2.9%
Nuclear Medicine Technologist R.T.	20	0	0.0%	1	5.0%
Radiology Technologist R.T.R	95	16	14.4%	17	15.3%
Sonographer - Cardiac/Echo Technician	23	3	11.5%	1	3.8%
Sonographer - Ultrasound Technologist	50	5	9.1%	3	5.5%
Sonographer - Vascular Technologist	29	0	0.0%	0	0.0%
Laboratory					
Medical Laboratory Technician MLT	31	2	6.1%	5	15.2%
Medical Technologist M.T.	97	14	12.6%	10	9.0%
Therapies					
Occupational Therapist	81	8	9.0%	8	9.0%
Occupational Therapy Assistant - Certified (COTA)	33	3	8.3%	3	8.3%
Physical Therapist	185	13	6.6%	11	5.6%
Physical Therapy Assistant - Certified (PTA)	77	3	3.8%	5	6.3%
Respiratory Therapist - Certified	28	2	6.7%	2	6.7%
Respiratory Therapist - Registered	218	6	2.7%	9	4.0%
Speech Pathologist	56	9	13.8%	3	4.6%
Pharmacy					
Pharmacist - Clinical	117	3	2.5%	2	1.7%
Pharmacist - Staff	42	3	6.7%	4	8.9%
Pharmacy Technician - Certified	61	23	27.4%	47	56.0%
Surgery					
Surgical Technician - Non-Certified	135	27	16.7%	20	12.3%
Miscellaneous Hospital-Based Positions					
Clinical Informatics Specialist (R.N.)	7	0	0.0%	0	0.0%
Medical Records Coder	104	2	1.9%	1	0.9%
Project Manager - I.T.	1	0	0.0%	0	0.0%
Housekeeper	202	39	16.2%	82	34.0%
Dietician	39	1	2.5%	0	0.0%

A comprehensive collection of workforce data, trends and color-coded vacancy and turnover maps is available at www.mhanet.com.