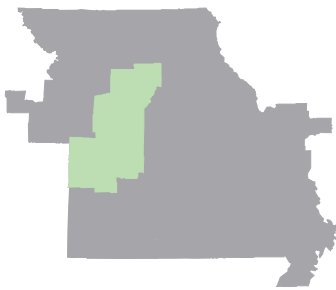


West Central Region Profile



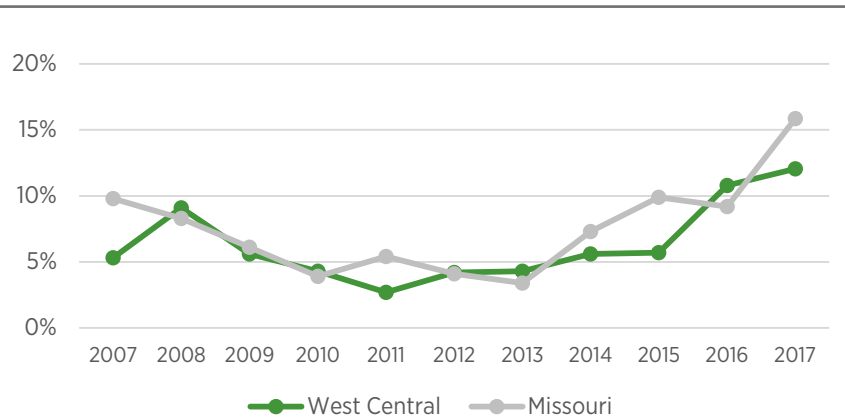
Population: 279,000

The West Central Workforce Development Region consists of 13 counties and is home to 13 hospitals. Thirteen hospitals submitted calendar year 2016 data for MHA's 17th annual workforce survey that focuses on turnover and vacancy rates both regionally and statewide.

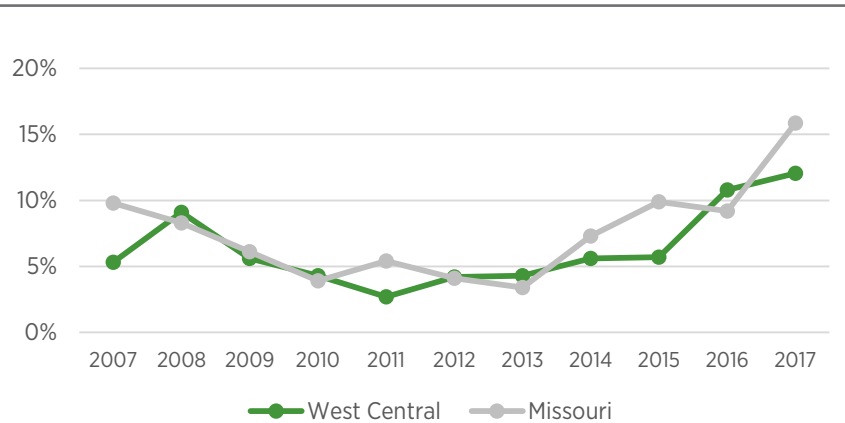


Registered nurse vacancy has increased by 1.2 percent from last year's report. R.N. turnover in the West Central Region decreased by 1.7 percent from last year's report. A trend in increasing vacancy is concerning because it means there is a shortage between the number of available positions and the number of R.N.s qualified to fill such openings.

R.N. Vacancy



R.N. Turnover



► 2017 West Central Region Survey Highlights

Collected January 2017	Working Number of Employees	Number of Vacant Positions	Employee Vacancy Rate	Total Employee Separations	Employee Turnover Rate
Nursing & Medical					
Unlicensed Assistive Personnel (UAP)	123	19	13.4%	80	56.3%
Nurse Anesthetist - Certified Registered (CRNA)	18	0	0.0%	0	0.0%
LPN - (Non-I.V. Certified)	16	4	20.0%	0	0.0%
LPN - (I.V. Certified)	131	17	11.5%	52	35.1%
Nurse Practitioner (R.N.)	11	2	15.4%	5	38.5%
Nurse Specialist - Clinical (R.N.)	2	0	0.0%	1	50.0%
Nurse - Staff (R.N.)	490	67	12.0%	120	21.6%
Physician Assistant	4	0	0.0%	1	25.0%
Behavioral Health Nurse (R.N.)	72	2	2.7%	14	18.9%
Nurse - Obstetric (R.N.)	49	2	3.9%	6	11.8%
Diagnostic Imaging					
CT Technologist R.T.	21	1	4.5%	0	0.0%
Magnetic Resonance Imaging (MRI) Technologist R.T.	11	0	0.0%	0	0.0%
Mammography Technologist R.T.	14	0	0.0%	1	7.1%
Nuclear Medicine Technologist R.T.	7	0	0.0%	0	0.0%
Radiology Technologist R.T.R	65	1	0.9%	16	24.4%
Sonographer - Cardiac/Echo Technician	2	1	33.3%	0	0.0%
Sonographer - Ultrasound Technologist	14	0	0.0%	4	28.6%
Sonographer - Vascular Technologist	5	0	0.0%	0	0.0%
Laboratory					
Medical Laboratory Technician MLT	34	1	2.9%	6	17.1%
Medical Technologist M.T.	42	2	4.5%	4	9.1%
Therapies					
Occupational Therapist	15	0	0.0%	2	13.3%
Occupational Therapy Assistant - Certified (COTA)	12	0	0.0%	1	8.3%
Physical Therapist	32	0	0.0%	4	12.5%
Physical Therapy Assistant - Certified (PTA)	28	2	6.7%	1	3.3%
Respiratory Therapist - Certified	53	2	3.6%	2	3.6%
Respiratory Therapist - Registered	18	9	33.3%	5	18.5%
Speech Pathologist	13	1	7.1%	0	0.0%
Pharmacy					
Pharmacist - Clinical	8	0	0.0%	0	0.0%
Pharmacist - Staff	14	1	6.7%	1	6.7%
Pharmacy Technician - Certified	26	3	10.3%	8	27.6%
Surgery					
Surgical Technician - Non-Certified	22	1	4.3%	8	34.8%
Miscellaneous Hospital-Based Positions					
Clinical Informatics Specialist (R.N.)	5	0	0.0%	0	0.0%
Medical Records Coder	32	1	3.0%	4	12.1%
Project Manager - I.T.	9	2	18.2%	1	9.1%
Housekeeper	144	13	8.1%	53	33.8%
Dietician	12	1	8.0%	0	0.0%

A comprehensive collection of workforce data, trends and color-coded vacancy and turnover maps is available at www.mhanet.com.