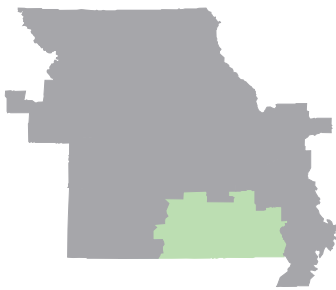


▶ South Central Region Profile



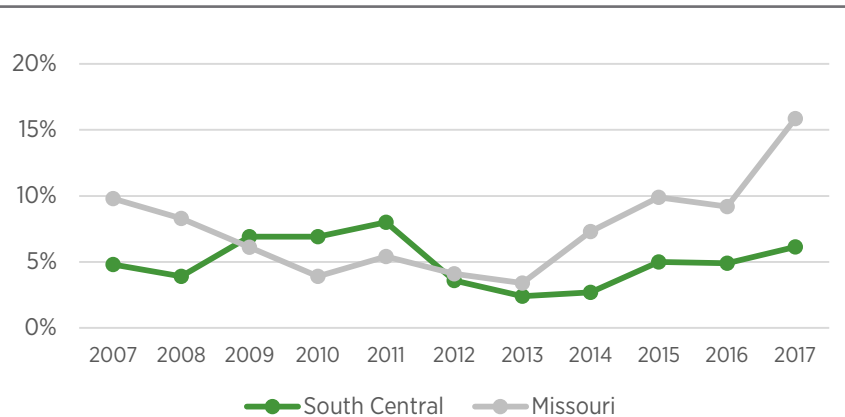
Population: 208,921

The South Central Workforce Development Region consists of 12 counties and is home to seven hospitals. Seven hospitals submitted calendar year 2016 data for MHA's 17th annual workforce survey that focuses on turnover and vacancy rates both regionally and statewide.

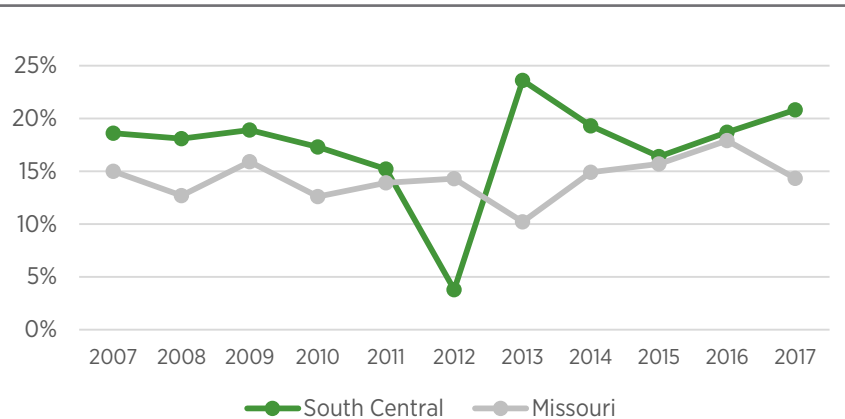


Registered nurse vacancy has increased by 1.2 percent from last year's report, however at 6.1 percent; it remains significantly lower than that state average of 15.9 percent. R.N. vacancy in the South Central Region increased by 2.1 from last year's report, and at 20.8 percent, is significantly higher than the state average of 14.3 percent. A high rate of turnover, if involuntary, can be problematic. Turnover, if voluntary, can represent churn in the workforce as employees move within the hospital to another unit or position or from one hospital to another.

R.N. Vacancy



R.N. Turnover



► 2017 South Central Region Survey Highlights

Collected January 2017	Working Number of Employees	Number of Vacant Positions	Employee Vacancy Rate	Total Employee Separations	Employee Turnover Rate
Nursing & Medical					
Unlicensed Assistive Personnel (UAP)	121	13	9.7%	20	14.9%
Nurse Anesthetist - Certified Registered (CRNA)	3	0	0.0%	1	33.3%
LPN - (Non-I.V. Certified)	140	1	0.7%	0	0.0%
LPN - (I.V. Certified)	39	5	11.4%	13	29.5%
Nurse Practitioner (R.N.)	37	2	5.1%	0	0.0%
Nurse Specialist - Clinical (R.N.)	0	0	0.0%	0	0.0%
Nurse - Staff (R.N.)	550	36	6.1%	122	20.8%
Physician Assistant	3	1	25.0%	0	0.0%
Behavioral Health Nurse (R.N.)	52	0	0.0%	1	0.0%
Nurse - Obstetric (R.N.)	71	1	1.4%	7	9.7%
Diagnostic Imaging					
CT Technologist R.T.	14	0	0.0%	2	14.3%
Magnetic Resonance Imaging (MRI) Technologist R.T.	7	0	0.0%	1	14.3%
Mammography Technologist R.T.	5	0	0.0%	0	0.0%
Nuclear Medicine Technologist R.T.	6	0	0.0%	0	0.0%
Radiology Technologist R.T.R	54	0	0.0%	6	11.1%
Sonographer - Cardiac/Echo Technician	2	0	0.0%	0	0.0%
Sonographer - Ultrasound Technologist	19	0	0.0%	2	10.5%
Sonographer - Vascular Technologist	0	0	0.0%	0	0.0%
Laboratory					
Medical Laboratory Technician MLT	34	2	5.6%	6	16.7%
Medical Technologist M.T.	19	0	0.0%	1	5.3%
Therapies					
Occupational Therapist	6	6	50.0%	2	16.7%
Occupational Therapy Assistant - Certified (COTA)	3	2	40.0%	0	0.0%
Physical Therapist	14	2	12.5%	2	12.5%
Physical Therapy Assistant - Certified (PTA)	20	0	0.0%	0	0.0%
Respiratory Therapist - Certified	46	4	8.0%	1	2.0%
Respiratory Therapist - Registered	18	4	18.2%	8	36.4%
Speech Pathologist	4	1	20.0%	1	20.0%
Pharmacy					
Pharmacist - Clinical	2	0	0.0%	0	0.0%
Pharmacist - Staff	30	1	3.2%	0	0.0%
Pharmacy Technician - Certified	30	2	6.3%	0	0.0%
Surgery					
Surgical Technician - Non-Certified	17	0	0.0%	0	0.0%
Miscellaneous Hospital-Based Positions					
Clinical Informatics Specialist (R.N.)	2	0	0.0%	0	0.0%
Medical Records Coder	17	0	0.0%	0	0.0%
Project Manager - I.T.	0	0	0.0%	0	0.0%
Housekeeper	58	2	3.3%	10	16.7%
Dietician	5	0	0.0%	0	0.0%

A comprehensive collection of workforce data, trends and color-coded vacancy and turnover maps is available at www.mhanet.com.